





*Designed. Engineered. Remarkable Value.*

## Fence Building Attachments

Advanced engineering, integrated technologies



**worksaver.com**

*Engineered, Designed and Manufactured in the USA*



## Hydraulic Post Drivers

Worksaver with over two decades of post driver innovations now offers two series of post drivers. Our standard duty model HPD-16 incorporates many of the innovations first brought to the market by Worksaver: “convertible” hydraulic valve, grease zerks at all major pivot locations, plated manual cranks, plastic slide blocks, adjustable legs, bubble level, and SplitCap™. The HPD-16 (32,000 lbs. of force) is ideal for the small property owner with limited fence posts to drive.

Our Q-series of hydraulic drivers, HPD-22Q (80,000 lbs. of force) and HPD-26Q (110,000 lbs. of force) offer ingenious solutions to routine maintenance to keep the operator building fence. Q-series drivers feature two time savings QuickChange™ system. Worksaver’s SplitCap™ with enhanced cylinder rod design allows the operator to perform routine maintenance on the rod cap seal without removing the cylinder from the driver. Our Q-spring assembly reduces spring change over from hours to minutes. This design offers increased service life when compared to conventional post driver springs. The integrated spring/spring-anchor design when mounted to the cushion mounts reduces vibration which further provides increased spring service life. Increasing fence-building performance, making the Q-series a game changer.

The Q-series of hydraulic post drivers continues Worksaver’s innovation with post drivers. In the past two decades Worksaver has brought the following enhancements to the market:

- First to replace metal rollers with plastic slide blocks
- Patented skid steer return lines on skid steer post drivers
- First to install a rubber deflector guard around driving head assembly
- Self-contain post driver for skid steer loaders
- First to develop “universal” return line fitting
- First with circular bubble level on all models
- First with adjustable legs on all models
- First with “convertible” valve for open center/closed center hydraulic systems





# HPD-16/22Q Manual Adjust, 3-pt. Hydraulic Post Drivers




HPD-16

## HPD-16/22Q

### Manual Adjust, 3-pt. Hydraulic Post Drivers

The HPD-16/22Q models with manual adjust quickly delivers a tight post set for wood or steel posts. Base model offers manual adjustment cranks and bubble level for perfect vertical alignment on flatland or hillsides. Transport lock pin secures unit for travel and storage. Greaseable pivot points provide reliable movement of the driver.



**Plated Manual Adjustment Cranks —** Side-to-side and fore-aft post alignment. Plated manual cranks prevent rust and feature machined threads and grease zerks for quick, easy adjustment.



See the Post Driver in action on YouTube!  
(<https://www.youtube.com/watch?v=57Ua1eOpKBU>)

## Features:



**Post Holder —** Spring loaded arm holds post securely for "hand free" operation.



**Rubber Shield —** First to install rubber shield around ram driving head, reduces flying wood chips and debris.



**Bubble Level —** First with a circular bubble level on all units for simple, yet accurate positioning of the driving ram.



## **HPD-16/22Q/26Q SHC** Hydraulic Adjust, 3-pt. Hydraulic Post Drivers

Designed and engineered for those who have serious fencing to do. These center mounted units offer all the quality features of the basic HPD-16 & HPD-22Q plus effortless hydraulic driver alignment controlled by two 3" x 6" hydraulic cylinders. For increased driving force, the heavy-duty HPD-26Q SHC delivers 110,000 lbs. of high-impact force for driving large posts in tough soil conditions. Big-foot stabilizer helps control tractor bounce on these larger units.

### Maximum Post Sizes:

HPD-16SHC - 5" dia., 9' length

HPD-22Q SHC - 8-3/4" dia., 10' length

HPD-26Q SHC - 11" dia., 10' length



HPD-22Q SHC

## Features:



**BigFoot Stabilizer Leg** — Standard on HPD-16/22Q/26Q SHC. Big-foot stabilizer provides sure footing for driving those larger posts, reducing the driving shock load to the tractor.



**Q-Spring** — Integrated spring anchors on Q-series drivers provide single bolt installation to cushion mounts resulting in easier spring replacement and increased service life of the spring. Spring life is increased over conventional springs with this patented design.



**Quickchange™ System with SplitCap™** — Worksaver's patented Quickchange™ system with SplitCap™ and enhanced cylinder rod design for our HPD-series of post drivers. Allows the operator to perform routine maintenance on the rod cap seal without removing the ram from the mount. Saving hours of time and keeping the operator building fence.



**Reinforced Rails** — Carriage reinforcement braces reduce carriage whip and insure durability of the driver.



**Cushion Mount** — Cushion mounts on Q-series drivers reduce spring vibration and driving ram shock resulting in increased reliability.



**Hydraulic Adjustable Mount** — Hydraulic Adjustable mount with 3" x 6" cylinders provides superior ram control with trouble-free performance.





## Fast, Rugged & Versatile Hydraulic Post Drivers

### HPD-16 HSS, HPD-22Q HSS, HPD-26Q HSS Skid Steer Mounted, Hydraulic Post Drivers

Want greater multi-task performance from your skid loader? The HPD-16 HSS, HPD-22Q HSS and HPD-26Q HSS are all hydraulic adjustment for quicker productivity. All models use 3" x 6" cylinders for smoother operating performance, all feature the Big-foot stabilizer for improved stability and operating performance. This combination makes transport simple, enables maneuverability into areas not accessible with a tractor while increasing operator productivity and skid steer versatility.



HPD-26Q HSS



**Self-Contained Unit** — Overhead view of compact design (required for select models of skid steers, available for all size drivers)



**UHMW Polyethylene Slide Blocks** — Used on all HPD-22Q/26Q drivers, provide longer service life.



See the Skid Steer Post Hole Digger in action on YouTube!  
(<https://www.youtube.com/watch?v=SagxCgNX1co>)



### HPD-16/22Q/26Q HSS/P Self-contained, Skid Steer Mounted, Hydraulic Post Drivers

Save time by simplifying driver installation and removal with a self-contained hydraulic post driver. These skid steer post drivers feature their own hydraulic pump, motor and reservoir. No special return line fittings are required with these units. Gear pump is used to move the oil within the self-contained system providing reliable operation. Note: Some skid steer models require the Self-contained post driver – check with your dealer.

# Our Post Hole Diggers Dig Deeper, Faster & Smarter

Engineered to allow the operator to dig deeper, faster and smarter, Worksaver's complete line of PTO powered diggers offer time saving convenience with outstanding reliability. Shear-bolt protected driveline is coupled to a rugged gearbox featuring tapered roller bearings and spring-loaded seals for extended service life. Large 2" output shaft has two-bolt auger connection for reliable power transfer. All job matched augers utilize fishtail center points with double flighting on the first turn for quick, positive digging action right from the start.



300 PHD shown  
with optional  
Parking Stand Kit

## Model 300

### Digger for Sub-compact Tractors

Ideal for the small acreage owners, Model 300 mates to most sub-compact tractors with a Cat. 0 or limited Cat. I three point hitches with 7/8" pins. Standard positioning handle allows the operator to place the digger from the tractor seat. Due to the low height profile of these sub-compact tractors, augers 30" in length are offered in 6", 9" and 12" diameters providing versatility when digging holes.

## Model 500

### Standard Duty Digger

Our most popular digger, the Model 500 standard duty, offers 3-position boom adjustment allowing it to adapt to most tractors. Tubular steel stock of 2.875" diameter is used for the boom for increased durability. Horseshoe yoke allows the unit to operate on Cat I/II tractors offering the operator versatility of use. Job matching augers is easy; they are 42" in length in 6", 9" and 12" diameters in single and double flight configuration. Positioning handle is standard equipment.



500 PHD



See the Post Hole Digger 500 in action on YouTube!  
([https://www.youtube.com/watch?time\\_continue=2&v=3zrKLmg5s5o](https://www.youtube.com/watch?time_continue=2&v=3zrKLmg5s5o))



**WARNING:** Do not work, climb or stand near operating diggers. Retrofit safety guards are available for all older Worksaver diggers and extensions. Please state model of digger when ordering.





## Model 720

### Heavy-duty Digger

Increased performance is offered in the Model 720 heavy-duty digger. Designed for Cat. I/II tractors, this model offers 3-position boom adjustment, rugged gearbox along with 3-1/2" diameter boom for dependable operation. Augers (42" length) are available in 6", 9", 12", 14", 18" and 24" diameters in single and double flight plus standard or heavy-duty configuration offering the outmost in productivity.



720 PHD



925 PHD

## Model 925

### Industrial Duty Digger

Industrial duty workhorse, Model 925, provides dependable operation when mated with any auger from 6" to 30" in diameter. It fits any Cat I/II tractor with 540 rpm PTO. When maximum performance is required, the 4.1:1 ratio gearbox provides the torque to make the operator more productive.



**Optional Down Force Kits** — Provide 350-500 lbs. of extra pressure, increasing performance in tough digging conditions. Available for models 500, 720 and 925 post hole diggers. (not for small, compact tractors)



**Augers** — Fishtail center point and high carbon, alloy steel digger teeth offer dependable operation with long component life. Augers range in diameter from 6" to 30" single or double flight, standard duty or heavy duty with reinforced collars and heavier flighting allows the operator to choose the auger that is right for the job.



**WARNING:** Do not work, climb or stand near operating diggers. Retrofit safety guards are available for all older WorkSaver diggers and extensions. Please state model of digger when ordering.



# Models 614/624HC, 714/724HC, 914HC/924HC & 924HC-Euro Hydraulic Post Hole Diggers

Worksaver offers a complete line of hydraulically driven post hole diggers with models for 3-pt, skid steers and tractor loaders. Offering includes the 614HC/624HC 3-pt mounted models, 714HC/724HC bolt-on units, 914HC/924HC skid steer mount units and the 924HC/Euro mount for tractor loaders. Power is provided by a field proven hydraulic drive motor and gearbox combination for a smooth transfer of power to the auger.



924HC PHD

## Models 914HC, 924HC Skid Steer Mounted Hydraulic Post Hole Digger

Increase your reach over shrubs, fence lines and other obstructions with a skid steer mounted 914HC/924HC hydraulically driven digger. It's a great time saver with exceptional up-front visibility and control. Frame design incorporates a gearbox cradle to eliminate auger swing during transport. Choose from 6" to 24" diameter augers. Counter weights assures the digger maintains its vertical position. Note: These diggers will also fit on tractor loaders equipped with the "universal" skid steer attaching system. Models are also available for tractor loaders with the Euro/Global bucket quick attach system.

## Models 714HC, 724HC Bolt-on Hydraulic Post Hole Digger

Increase productivity with these bolt-on hydraulic diggers. Mounts to side of any loader bucket allowing the operator an unobstructed view of the task at hand. Counter weights assure the digger maintains its vertical position while the loader provides the down force for reliable digging.



714HC PHD



**WARNING:** Do not work, climb or stand near operating diggers. Retrofit safety guards are available for all older Worksaver diggers and extensions. Please state model of digger when ordering.



## Post Hole Diggers Specifications

STD - Standard Duty Augers for use in lighter soils, free of stones, roots etc.

HDSF- Heavy Duty Single Flight Augers for use when encountering tougher digging conditions or where stones, roots, etc. may be present.

HDDF - Heavy Duty Double Flight Augers for use when operating in loose flowable soils such as sand/gravel, designed to help carry soil to the surface of the hole.

Model	300	500	720	925	614HC	624HC
Boom Size (O.D.)	2.875"	2.875"	3-1/2"	3-1/2"	3-1/2"	3-1/2"
Yoke Size	1/2" x 3" HRF	3"	3"	3"	3"	3"
Boom Positions	3	3	3	3	3	3
Mount Type	Cat. 0 (7/8" pins) or Limited Cat. I	Cat. I/II (7/8" pins)	Cat. I/II (7/8" pins)	Cat. I/II (7/8" pins)	Cat. I/II (7/8" pins)	Cat. I/II (7/8" pins)
Gearbox Ratio	3:1	3:1	3.18:1	4.1:1	3.18:1	3.18:1
Gearbox Output Shaft	2"	2"	2"	2"	2"	2"
Gearbox Bearings	Tapered Roller	Tapered Roller	Tapered Roller	Tapered Roller	Tapered Roller	Tapered Roller
Gearbox Seals	Double lip, spring loader	Double lip, spring loader	Double lip, spring loader	Double lip, spring loader	Double lip, spring loader	Double lip, spring loader
Drive Type	PTO, 540 RPM	PTO, 540 RPM	PTO, 540 RPM	PTO, 540 RPM	Hydraulic	Hydraulic
Shear Bolt	Yes, Grade 2	Yes, Grade 2	Yes, Grade 2	Yes, Grade 2	N/A	N/A
Gearbox Ltd. Warranty	5-yrs.	5-yrs.	5-yrs.	5-yrs.	5-yrs.	5-yrs.
Tractor hp	up to 25 hp	20 - 35 hp	25-65 hp	35 - 95 hp	N/A	N/A
Hyd. Requirement	N/A	N/A	N/A	N/A	5-10 GPM	10-20 GPM
Hyd. Pressure psi	N/A	N/A	N/A	N/A	1500-3000	1500-3000
Optional Down Force Kit	N/A	Yes, DFK-50	Yes, DFK-70	Yes, DFK-90	Yes, DFK-70	Yes, DFK-70
Auger Sizes	6" thru 12"	6" thru 12"	6" thru 24"	6" thru 30"	6" thru 14"	6" thru 24"
Auger Length	30"	42"	42"	42"	42"	42"
Auger Type	STD	STD, HDSF, HDDF	STD, HDSF, HDDF	STD, HDSF, HDDF	STD, HDSF, HDDF	STD, HDSF, HDDF
Auger Point - Bolt-in	Fish Tail	Fish Tail	Fish Tail	Fish Tail	Fish Tail	Fish Tail
12" Auger Ext.	N/A	Opt. (170705)	Opt. (170705)	Opt. (170705)	Opt. (170705)	Opt. (170705)
Parking Stand Kit	Opt. (102160)	Opt. (102165)	Opt. (102165)	Opt. (102170)	Opt. (102165)	Opt. (102165)
Weight (lbs.)	149	160	206	210	180	182
Product Number	170545	170990	706160	709540	702090	702095

Model	714HC	724HC	914HC	924HC	924HC/Euro
Mount Type	Bolt-on	Bolt-on	Skid Steer	Skid Steer	Euro/Global
Gearbox Ratio	3.18:1	3.18:1	3.18:1	3.18:1	3.18:1
Gearbox Output Shaft	2"	2"	2"	2"	2"
Gearbox Bearings	Tapered Roller	Tapered Roller	Tapered Roller	Tapered Roller	Tapered Roller
Gearbox Seals	Double lip, spring loaded	Double lip, spring loaded	Double lip, spring loaded	Double lip, spring loaded	Double lip, spring loaded
Drive Type	Hydraulic	Hydraulic	Hydraulic	Hydraulic	Hydraulic
Shear Bolt	N/A	N/A	N/A	N/A	N/A
Gearbox Ltd. Warranty	5-yrs.	5-yrs.	5-yrs.	5-yrs.	5-yrs.
Hyd. Requirement	5-10 GPM	10-20 GPM	5-10 GPM	10-20 GPM	10-20 GPM
Hyd. Pressure psi	1500-3000	1500-3000	1500-3000	1500-3000	1500-3000
Auger Sizes	6" thru 14"	6" thru 24"	6" thru 14"	6" thru 24"	6" thru 24"
Auger Length	42"	42"	42"	42"	42"
Auger Type	STD, HDSF, HDDF	STD, HDSF, HDDF	STD, HDSF, HDDF	STD, HDSF, HDDF	STD, HDSF, HDDF
Auger Point - Bolt-in	Fish Tail	Fish Tail	Fish Tail	Fish Tail	Fish Tail
12" Auger Ext.	Opt. (170705)	Opt. (170705)	Opt. (170705)	Opt. (170705)	Opt. (170705)
Weight (lbs.)	125	127	208	210	220
Product Number	702100	702105	702120	702125	702135



## Post Drivers Specifications

\* UHMW Polyethylene Slide Blocks

Skid Steer Models should have SAE operating load capacity equal to or greater than 1.25 times post driver weight.

Model	HPD-16	HPD-16 SHC	HPD-16 HSS	HPD-16 HSS/P	HPD-22Q	HPD-22Q SHC
Max. Post Size	5" x 9'	5" x 9'	5" x 9'	5" x 9'	8-3/4" x 10'	8-3/4" x 10'
Impact at Full Stroke	32,000 lbs.	32,000 lbs.	32,000 lbs.	32,000 lbs.	80,000 lbs.	80,000 lbs.
Impact at Half Stroke	16,000 lbs.	16,000 lbs.	16,000 lbs.	16,000 lbs.	40,000 lbs.	40,000 lbs.
Mount Type	3-pt. Cat. I/II	3-pt. Cat. I/II	Skid Steer	Skid Steer	3-pt. Cat. I/II	3-pt. Cat. I/II
Tilt Adj. Front/Back	10° each way	17° each way	17° each way	17° each way	10° each way	17° each way
Tilt Adj. Side/Side	17° each way	20° each way	20° each way	20° each way	17° each way	20° each way
Manual Adjust	Yes	No	No	No	Yes	No
Hydraulic Adjust	No	Yes	Yes	Yes	No	Yes
Adj. Cylinders/Size	N/A	(2) 3" x 6"	(2) 3" x 6"	(2) 3" x 6"	N/A	(2) 3" x 6"
Stabilizer Legs	Standard	Standard	Standard	Standard	Standard	Standard
Big Foot	N/A	Yes	Yes	Yes	N/A	Yes
Slide Blocks Material	Nyrim	Nyrim	Nyrim	Nyrim	UHMW*	UHMW*
Spring Post Holder	Standard	Standard	Standard	Standard	Standard	Standard
Min. Tractor Size	20-22 hp	20-22 hp	N/A	N/A	30-35 hp	30-35 hp
Rear Hitch Category	Cat. I or II	Cat. I or II	N/A	N/A	Cat. I or II	Cat. I or II
Min. Hydraulic Req.	3-4 GPM	3-4 GPM	3-4 GPM	10 GPM	6-8 GPM	6-8 GPM
QuickChange Rod Seal	Yes	Yes	Yes	Yes	Yes	Yes
Q-springs	N/A	N/A	N/A	N/A	Yes	Yes
Valve(s)	Sgl. Spool	Sgl./Dbl. Spool	Sgl./Dbl. Spool	Sgl./Dbl. Spool	Sgl. Spool	Sgl./Dbl. Spool
Hoses less couplers	Standard	Standard	Standard	Standard	Standard	Standard
Self Contained Unit	N/A	N/A	N/A	Yes	N/A	N/A
Reservoir Capacity	N/A	N/A	N/A	5 Gallons	N/A	N/A
Pump Type	N/A	N/A	N/A	Gear	N/A	N/A
Pressure Relief Setting	N/A	N/A	N/A	2000 psi	N/A	N/A
Weight (lbs.)	600	875	950	1283	795	1035
Product Number	814400	814825	814630	815020	815300	815330

Model	HPD-22Q HSS	HPD-22Q HSS/P	HPD-26Q SHC	HPD-26Q HSS	HPD-26Q HSS/P
Max. Post Size	8-3/4" x 10'	8-3/4" x 10'	11" x 10'	11" x 10'	11" x 10'
Impact at Full Stroke	80,000 lbs.	80,000 lbs.	110,000 lbs.	110,000 lbs.	110,000 lbs.
Impact at Half Stroke	40,000 lbs.	40,000 lbs.	55,000 lbs.	55,000 lbs.	55,000 lbs.
Mount Type	Skid Steer	Skid Steer	3-pt Cat. II	Skid Steer	Skid Steer
Tilt Adj. Front/Back	17° each way	17° each way	17° each way	17° each way	17° each way
Tilt Adj. Side/Side	20° each way	20° each way	20° each way	20° each way	20° each way
Manual Adjust	No	No	No	No	No
Hydraulic Adjust	Yes	Yes	Yes	Yes	Yes
Adj. Cylinders/Size	(2) 3" x 6"	(2) 3" x 6"	(2) 3" x 6"	(2) 3" x 6"	(2) 3" x 6"
Stabilizer Legs	Standard	Standard	Standard	Standard	Standard
Big Foot	Yes	Yes	Yes	Yes	Yes
Slide Blocks Material	UHMW*	UHMW*	UHMW*	UHMW*	UHMW*
Spring Post Holder	Standard	Standard	Standard	Standard	Standard
Min. Tractor Size	N/A	N/A	50-55 hp	N/A	N/A
Rear Hitch Category	N/A	N/A	Cat. II	N/A	N/A
Min. Hydraulic Req.	6-8 GPM	10 GPM	12 GPM	12 GPM	12 GPM
QuickChange Rod Seal	Yes	Yes	Yes	Yes	Yes
Q-springs	Yes	Yes	Yes	Yes	Yes
Valve(s)	Sgl./Dbl. Spool	Sgl./Dbl. Spool	Sgl./Dbl. Spool	Sgl./Dbl. Spool	Sgl./Dbl. Spool
Hoses less couplers	Standard	Standard	Standard	Standard	Standard
Self Contained Unit	N/A	Yes	N/A	N/A	Yes
Reservoir Capacity	N/A	5 Gallons	N/A	N/A	5 Gallons
Pump Type	N/A	Gear	N/A	N/A	Gear
Pressure Relief Setting	N/A	2000 psi	N/A	N/A	2000 psi
Weight (lbs.)	1245	1385	1215	1429	1575
Product Number	815320	815325	815345	815350	815355

## About Worksaver

With a history dating back to the 1950s, today, Worksaver continues on a path of growth and innovation aided by the latest in computer designed products and components, increased manufacturing efficiencies and a commitment to quality.

With CNC machining centers, fiber laser shape cutting, robotic welders and polyurethane paint you can be assured that we will consistently deliver high quality industry-leading products that elevate your productivity.

Our Midwest location offers us the ability to service all areas of the country easily. With a skilled work force that shares the same values as our customers. They share in your passion for well-made quality products.

Our #1 goal is to provide our customers with products they are proud to own and help them get more done.

**Worksafer,  
The Logical Choice  
in Equipment.**



**Caution** — A heavy load can cause your tractor to tip over. When moving heavy loads, keep the load as close to the ground as possible, go slowly around turns, and be sure the front or rear of tractor is properly counterbalanced with weights.

**Caution** — Operators must read & understand operator's manual, particularly the safety warnings and instructions. **The operator is responsible for safety of themselves and others when operating equipment.**



WORKSAVER, INC. has a corporate policy of continuous product improvement and development; therefore, specifications are subject to change without any advance notice.

WORKSAVER, INC. is not responsible for differences between specifications or illustrations contained in this publication and the actual equipment.



**Distributed by:**



**Worksafer, Inc.**

P.O. Box 100, Litchfield, IL 62056-0100

Phone: 217-324-5973 • Fax: 217-324-3356

worksaver.com • E-mail: sales@worksaver.com

***Designed. Engineered. Remarkable Value.***

